

# ECOPHON FADE™ ONE SMOOTH

Fade ONE Smooth is a spray applied acoustic plaster with ultra smooth finish and simple installation. Bringing aesthetics and acoustic performance together, makes it ideal for a wide range of applications. Choose between standard white color or tint it in custom colour with Fade Colour Dye.



# Ecophon Fade™ ONE Smooth



## SYSTEM RANGE

Size, mm	1200x1200	1200x1200	1200x1200
Direct	•	•	•
Direct to suspended substrate, mechanically	•	•	•
Direct to suspended substrate, adhesive	•	•	•
Suspended	•	•	•
Direct to grid, mechanically	•	•	•
Direct, adhesive	•	•	•
Thickness	15	25	40
Inst. Diagr.	M666, M667, M668, M669, M670	M666, M667, M668, M669, M670	M666, M667, M668, M669, M670



## TYPE OF APPLICATION

- Office
- Education
- Additional areas



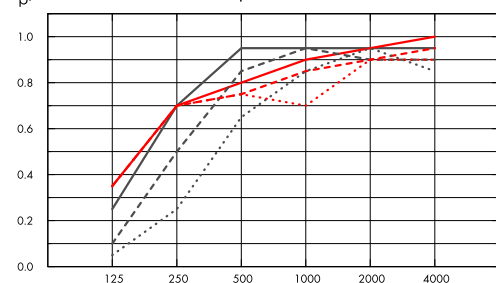
## ACOUSTIC

NB! When installed on suspended plasterboard (M669, M670) the sound absorption is the same as with a direct installation (o.d.s 20/30/45 mm). Non-optimal application of the product could derive in material consumptions higher than the recommended and thus decrease the acoustic properties.

### Sound Absorption

Test results according to EN ISO 354. Classification according to EN ISO 11654, and the single value ratings for Noise Reduction Coefficient, NRC and Sound Absorption Average, SAA according to ASTM C 423.

$\alpha_p$ , Practical sound absorption coefficient



Frequency  
Hz

- Fade ONE Smooth, 40 mm, 45 mm o.d.s.
  - Fade ONE Smooth, 40 mm, 200 mm o.d.s.
  - Fade ONE Smooth, 25 mm, 30 mm o.d.s.
  - Fade ONE Smooth, 25 mm, 200 mm o.d.s.
  - .... Fade ONE Smooth, 15 mm, 20 mm o.d.s.
  - .... Fade ONE Smooth, 15 mm, 200 mm o.d.s.
- o.d.s = overall depth of system

THK mm	o.d.s. mm	$\alpha_p$ , Practical sound absorption coefficient						$\alpha_w$	Sound absorption class
		125 Hz	250 Hz	500 Hz	1000 Hz	2000 Hz	4000 Hz		
40	45	0.25	0.70	0.95	0.95	0.95	0.95	0.95	A
40	200	0.35	0.70	0.80	0.90	0.95	1.00	0.90	A
25	30	0.10	0.50	0.85	0.95	0.90	0.90	0.80	B
25	200	0.35	0.70	0.75	0.85	0.90	0.95	0.85	B
15	20	0.05	0.25	0.65	0.85	0.95	0.85	0.55	D
15	200	0.35	0.70	0.75	0.70	0.90	0.90	0.75	C

THK mm	o.d.s. mm	NRC	SAA
40	45	0.90	0.89
40	200	0.85	0.84
25	30	0.80	0.80
25	200	0.80	0.79
15	20	0.65	0.67
15	200	0.75	0.76



## INDOOR AIR QUALITY

Certificate / Label	
Eurofins Indoor Air Comfort®	IAC Gold
French VOC	A+



## CARBON FOOTPRINT

Life-cycle stages A1 to C4 from EPD, in conformity with ISO 14025 / EN 15804+A2

	GWP-total [kgCO2eq./m2]
Fade ONE Smooth	1,44
Fade ONE Smooth + 15 mm board	3,38
Fade ONE Smooth + 25 mm board	4,54
Fade ONE Smooth + 40 mm board	6,27



## FIRE SAFETY

The glass wool core of the tiles is tested and classified as non-combustible according to EN ISO 1182. Fire test, E 84-11a.

Country	Fire standard	Class
Europe	EN 13501-1	A2-s1,d0



## HUMIDITY RESISTANCE

Resistance to Humidity (RH 100%, 40°C, 48h) - ISO DS/EN 6270-2. Long term exposure to high humidity or direct contact with water will damage the product.



## VISUAL APPEARANCE

White NCS S 1002-Y20R, CIE Y=73% light reflectance. Colours may vary slightly between different production batches.



## CLEANABILITY

Surface dust and dirt can be cleaned with a soft, dry brush or compressed air.



## ACCESSIBILITY

The system supports installation of inspection hatch.



## INSTALLATION

Installed according to installation diagrams, installation guides and drawing aid. For information regarding minimum overall depth of system see quantity specification. When installing direct-to-grid the installer must ensure that the building is airtight to prevent dust deposits from airflow through the open-pored acoustic plaster system.



## SYSTEM WEIGHT

The weight of the system (including suspension grid) should be approximately 3 – 7 kg/m<sup>2</sup> for the direct fixed mechanical or glued. App. 5 – 8 kg/m<sup>2</sup> for direct mechanical installation to suspended grid system. For system mechanical or glued to plasterboard fixed to suspended grids app. 14 – 18 kg/m<sup>2</sup>.



## MECHANICAL PROPERTIES

Additional load (lighting, ventilation, etc.) should be supported by the suspension system according to the manufacturers recommendation or be hung directly from the soffit.




## CE

Fade™ ceiling systems are CE marked according to the European harmonized standard EN13964:2014. CE marked construction products are covered by a Declaration of Performance (DOP) which enables customers and users to easily compare performance of products available on the European market.

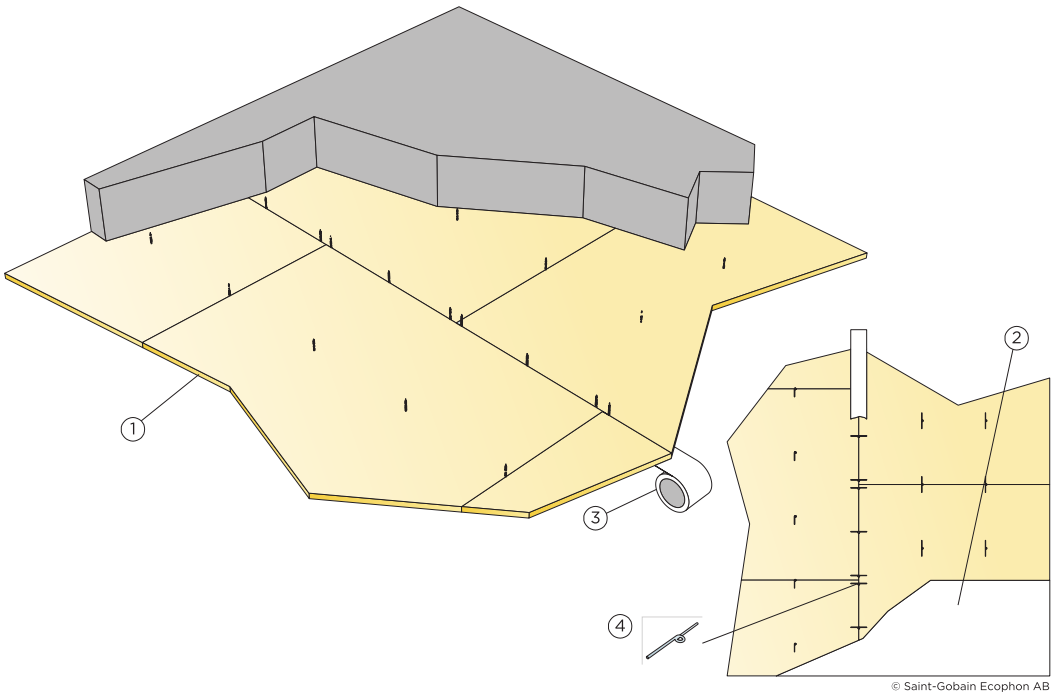
## COLOURS AND DESIGN

### Ecophon Fade™ ONE Smooth



Fade ONE Smooth -  
White

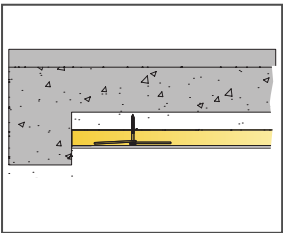
Direct + Screw Fixing



Installation diagram (M666) for Ecophon Fade ONE Smooth direct fixation, mechanical

Quantity specification (excl. wastage)

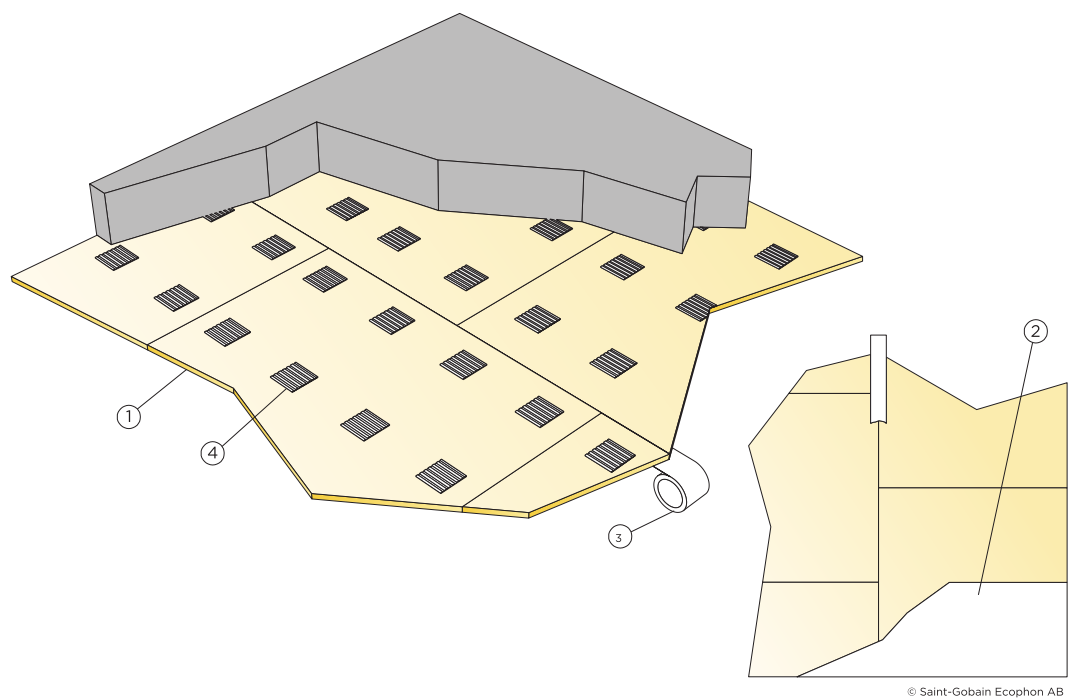
		Size, mm
		1200x1200
1	Acoustic board for Fade	0,7/m²
2	Fade ONE Smooth	1,9kg/m²
3	EU Fade Special joint tape (every seem on tiles)	1,7m/m²
4	Fade Special washer (fixed with appliable screw)	8pcs/m²
Δ Min. overall depth of system: 16.5 - 41.5 mm		-
δ Min. demounting depth: The system is non-demountable		-



Size, mm	Max live load (N)	Min load bearing capacity (N)
1200x1200x15	0	0
1200x1200x25	0	0
1200x1200x40	0	0

Live load/load bearing capacity

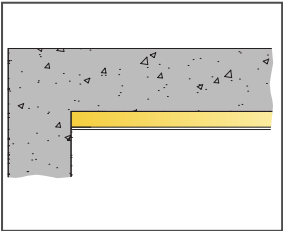
Direct + Glue



Installation diagram (M667) for Ecophon Fade ONE Smooth direct fixation with glue

Quantity specification (excl. wastage)

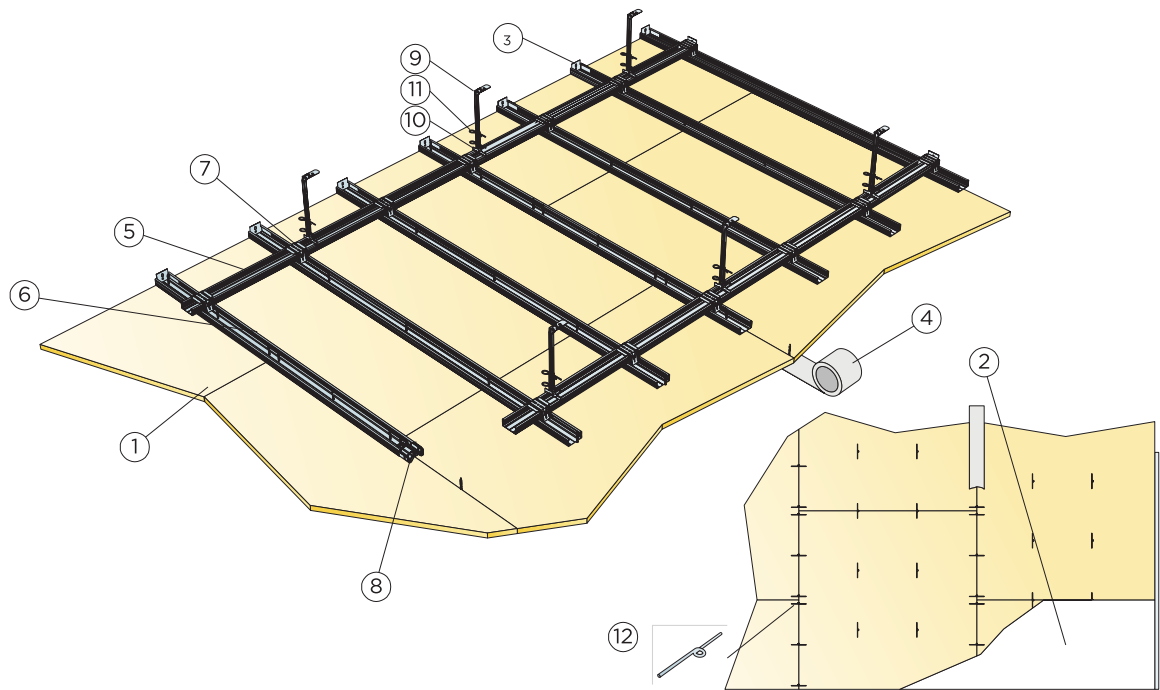
		Size, mm
		1200x1200
1	Acoustic board for Fade	0,7/m²
2	Fade ONE Smooth	1,9kg/m²
3	EU Fade Special joint tape (every seem on tiles)	1,7m/m²
4	Fade Special Adhesive 10kg	0,83kg/m²
Δ Min. overall depth of system: 16.5 - 41.5 mm		-
δ Min. demounting depth: The system is non-demountable		-



Size, mm	Max live load (N)	Min load bearing capacity (N)
1200x1200x15	0	0
1200x1200x25	0	0
1200x1200x40	0	0

Live load/load bearing capacity

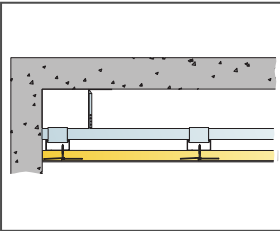
Suspended + Screw Fixing



Installation diagram (M668) for Ecophon Fade ONE Smooth suspended grid, mechanical fixation

Quantity specification (excl. wastage)

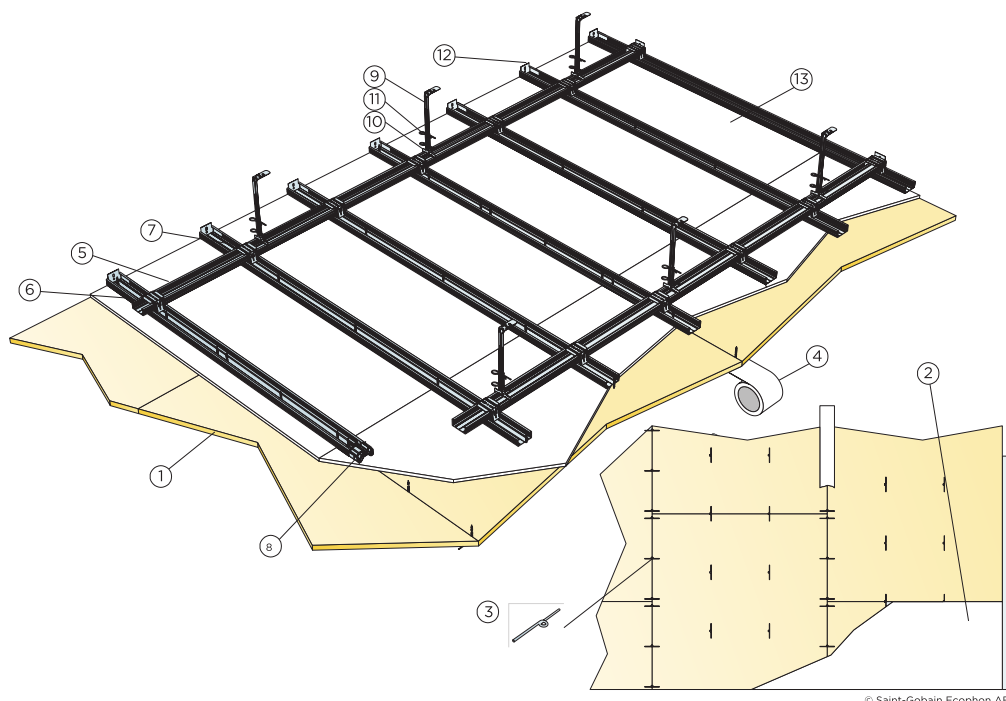
		Size, mm
		1200x1200
1	Acoustic board for Fade	0,7/m <sup>2</sup>
2	Fade ONE Smooth	1,9kg/m <sup>2</sup>
3	Connect Wall bracket Plus	as required
4	EU Fade Special joint tape (every seem on tiles)	1,7m/m <sup>2</sup>
5	Connect C-profile Plus, L=3100 mm, installed 1200 mm centres	0,9m/m <sup>2</sup>
6	Connect C-profile Plus, L=3100 mm, installed 400 mm centres	2,5m/m <sup>2</sup>
7	Connect X-connector Plus	3,2/m <sup>2</sup>
8	Connect Splice connector Plus	1,2/m <sup>2</sup>
9	Connect Nonius hanger upper, installed at 800 mm centres	1,6/m <sup>2</sup>
10	Connect Nonius hanger lower, installed at 800 mm centres	1,6/m <sup>2</sup>
11	Connect Split pin (2/hanger)	3,2/m <sup>2</sup>
12	Fade Special washer (fixed with appliable screw)	8pcs/m <sup>2</sup>
Δ Min. overall depth of system: 310 mm		-
δ Min. demounting depth: The system is non-demountable		-



Size, mm	Max live load (N)	Min load bearing capacity (N)
1200x1200x15	50	160
1200x1200x25	50	160
1200x1200x40	50	160

Live load/load bearing capacity

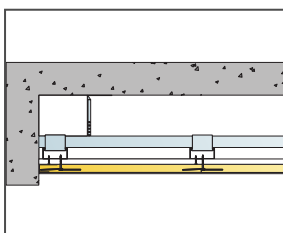
## Suspended + Plasterboard + Screw Fixing



Installation diagram (M669) for Ecophon Fade ONE Smooth suspended grid, mechanical fixation to substrate

### Quantity specification (excl. wastage)

		Size, mm
		1200x1200
1	Acoustic board for Fade	0,7/m <sup>2</sup>
2	Fade ONE Smooth	1,9kg/m <sup>2</sup>
3	Fade Special washer (fixed with applicable screw)	8pcs/m <sup>2</sup>
4	EU Fade Special joint tape (every seem on tiles)	1,7m/m <sup>2</sup>
5	Connect C-profile Plus, L=3100 mm, installed 1200 mm centres	0,9m/m <sup>2</sup>
6	Connect C-profile Plus, L=3100 mm, installed 400 mm centres	2,5m/m <sup>2</sup>
7	Connect X-connector Plus	3,2/m <sup>2</sup>
8	Connect Splice connector Plus	1,2/m <sup>2</sup>
9	Connect Nonius hanger upper, installed at 800 mm centres	1,6/m <sup>2</sup>
10	Connect Nonius hanger lower, installed at 800 mm centres	1,6/m <sup>2</sup>
11	Connect Split pin (2/hanger)	3,2/m <sup>2</sup>
12	Connect Wall bracket Plus	as required
13	Plasterboard (not supplied by Ecophon)	-
Δ Min. overall depth of system: 310 mm		-
δ Min. demounting depth: The system is non-demountable		-

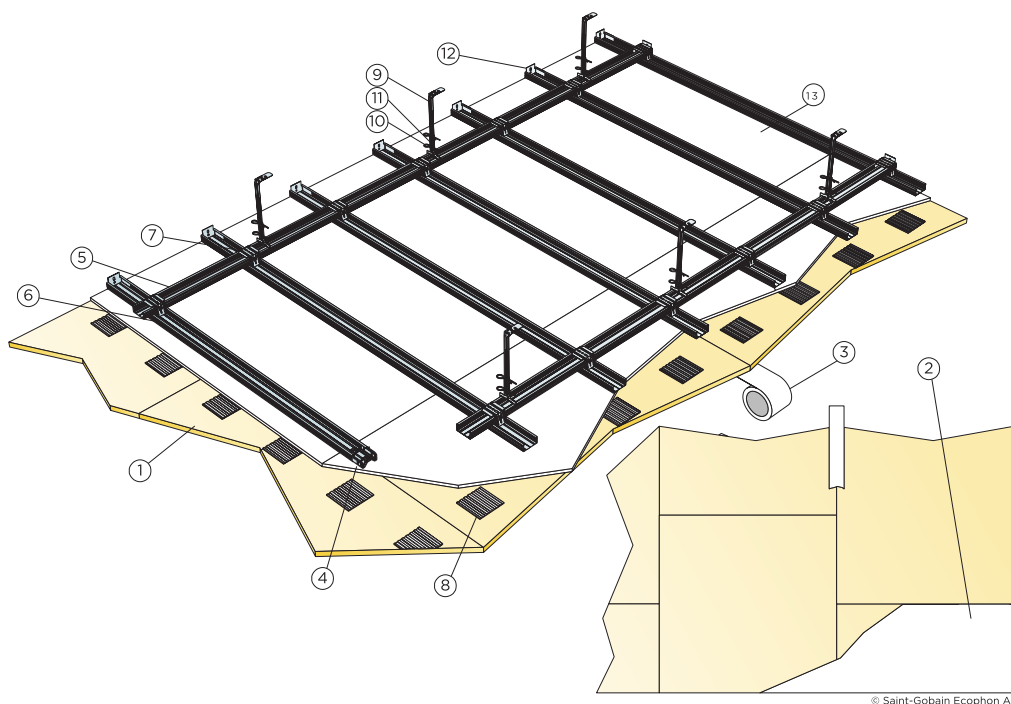


Size, mm	Max live load (N)	Min load bearing capacity (N)
1200x1200x15	40	220
1200x1200x25	40	220
1200x1200x40	40	220

Live load/load bearing capacity



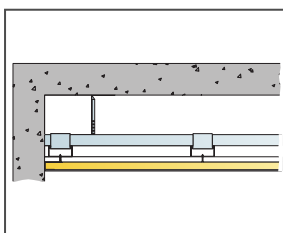
## Suspended + Plasterboard + Glue



Installation diagram (M670) for Ecophon Fade ONE Smooth suspended grid, glued to substrate

## Quantity specification (excl. wastage)

		Size, mm
		1200x1200
1	Acoustic board for Fade	0,7/m <sup>2</sup>
2	Fade ONE Smooth	1,9kg/m <sup>2</sup>
3	EU Fade Special joint tape (every seem on tiles)	1,7m/m <sup>2</sup>
4	Connect Splice connector Plus	1,2/m <sup>2</sup>
5	Connect C-profile Plus, L=3100 mm, installed 1200 mm centres	0,9m/m <sup>2</sup>
6	Connect C-profile Plus, L=3100 mm, installed 400 mm centres	2,5m/m <sup>2</sup>
7	Connect X-connector Plus	3,2/m <sup>2</sup>
8	Fade Special Adhesive 10kg	0,83kg/m <sup>2</sup>
9	Connect Nonius hanger upper, installed at 800 mm centres	1,6/m <sup>2</sup>
10	Connect Nonius hanger lower, installed at 800 mm centres	1,6/m <sup>2</sup>
11	Connect Split pin (2/hanger)	3,2/m <sup>2</sup>
12	Connect Wall bracket Plus	as required
13	Plasterboard (not supplied by Ecophon)	-
Δ Min. overall depth of system: 310 mm		-
δ Min. demounting depth: The system is non-demountable		-



Size, mm	Max live load (N)	Min load bearing capacity (N)
1200x1200x15	40	220
1200x1200x25	40	220
1200x1200x40	40	220

Live load/load bearing capacity